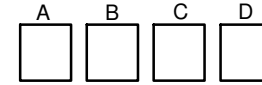


4Cyl Full Seq COP Int Drv

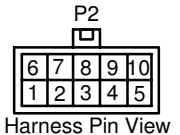
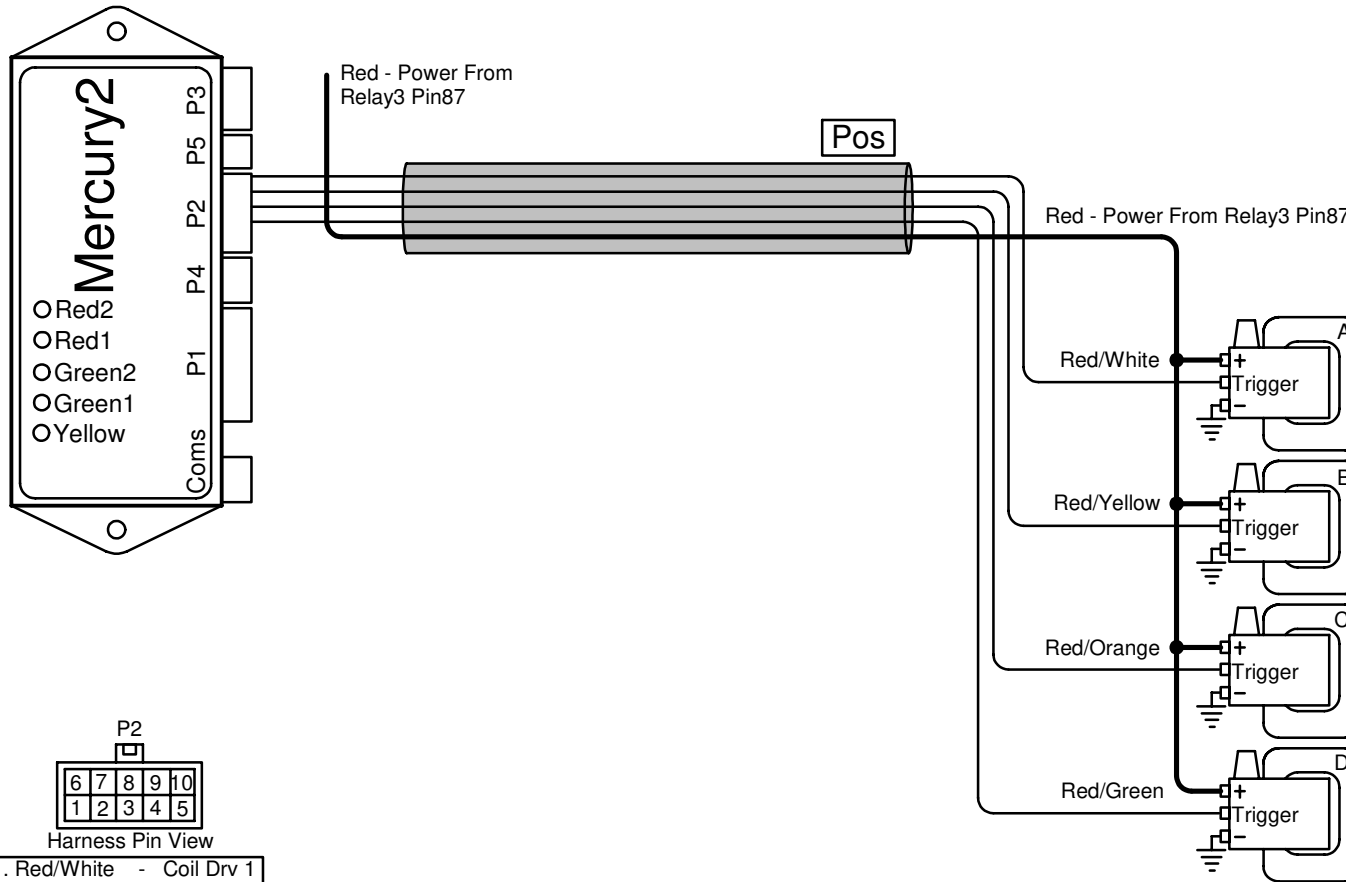
Last Changed: 13/11/2017

Harness Required: MEX01-2



Write your firing order from left to right in the blocks above marked with an alphabetical letter. Then write the corresponding number on the corresponding coil with the same alphabetical letter in the drawing below. Now connect your coil number to the corresponding colour wire.

Note: The order of the coils will differ on their placing on the engine, as long as it is connected to the same colour wire as this illustration.



1.	Red/White	-	Coil Drv 1
2.	Red/Orange	-	Coil Drv 3
3.	Red/Blue	-	
4.	Blue/Red	-	
5.	Red	-	
6.	Red/Yellow	-	Coil Drv 2
7.	Red/Green	-	Coil Drv 4
8.	Red/Black	-	
9.		-	
10.	Red	-	

Connector Pinouts

Software Settings

Coil Combination

Full Sequential